

Face to Face Dimension

The Face to Face Dimensions of 720F (Old Model) and 722F (New Model) for 125mm and above are exactly the same. (JIS F 7480)

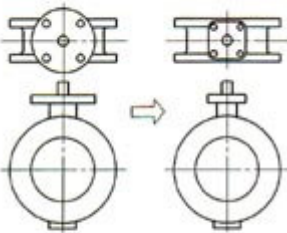
Interchangability of main Components

The Seat Ring is interchangeable on 125mm and above. (Up to 900mm)

Top Flange Dimensions

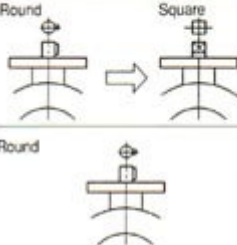

Fig 722F (Up to 600mm) is with ISO top mounting flange although Fig 720F is with Tomoe standard.

Top flange shape

Description	Size	(mm)	
		720F	722F
	125	ϕ 125 (PCD95)	□102 (PCD102)
	150		
	200		
	250	ϕ 155 (PCD125)	□125
	300		
	350		
	400	ϕ 200 (PCD170)	□140 (PCD140)
	450		
	500		
	550	ϕ 260 (PCD220)	□165 (PCD165)
600			

No Change in 650mm and over.

Stem end

Description	Size	(mm)	
		720F	722F
	125	ISO compliance	key 5X5X24 □14
	150		
	200		
	250		
	300		
Round 	350	Tomoe standard	key 10X8X40 key 12X8X45 key 14X9X70 key 15X10X60 key 16X12X60
	400		
	450		
	500		
	550		
No Change in 650mm and over.	600		